



# Quotes on your iPhone and iPad

Follow these 4 simple steps to enable your iPhone or iPad to rapidly generate and share Title Quotes, Seller Net Sheets, Buyer Estimates and much more.



iOS




After Scanning - Follow Steps 2 to 4 to add the Platform to your Phone or Any Device

## STEP 1

Open Safari on your device and sign up for free by visiting:

<https://titleresourcesnt.titlecapture.com>

## STEP 2

Tap the  icon at the bottom or top-right of your screen. (See phone picture)

## STEP 3

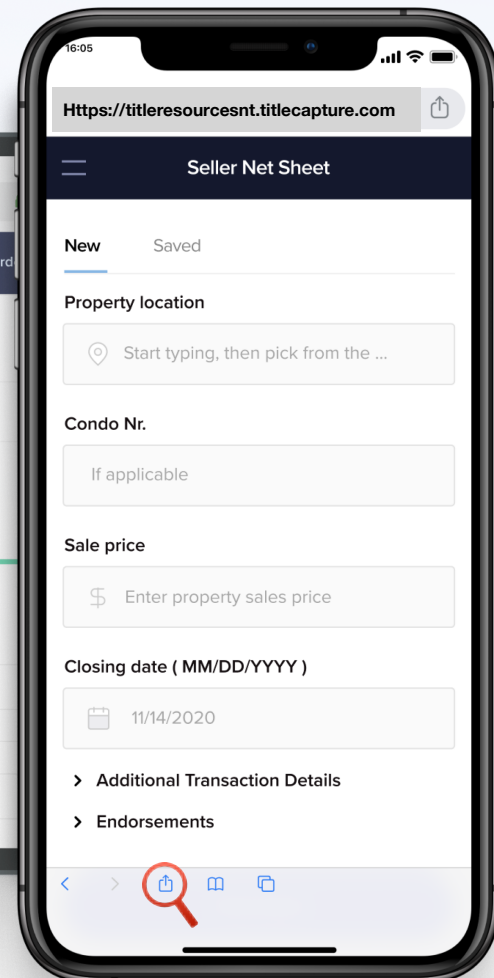
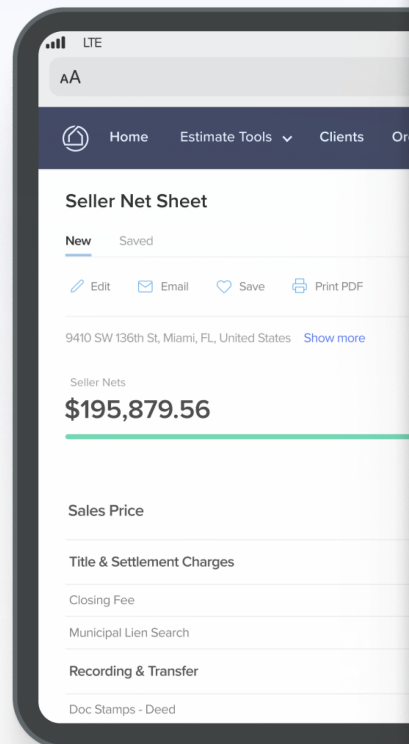
Scroll until you see 'Add to Home Screen' from the options and Tap on it.

Add to Home Screen



## STEP 4

Launch the web app anytime by clicking the icon on your home screen.



Keep your login on your device - Save your estimates and compare them.

Tap Remember Me box when you sign in - and check your All Estimates Tab to pull your quotes